

Scaled data based on original data using  
LM-79-08 Approved Method: Electrical and Photometric Measurements of Solid-  
State Lighting Products

Test Report Prepared for  
Cooper Lighting Solutions  
(formerly Eaton)

Brand: McGRAW-EDISON

Report Number: P271492

Luminaire Tested: **ISS-AF-350-LED-E1-SL2-7027**

Issue Date: 3/3/2020

**Test Information**

Test Method: LM-79-08  
Report Number: P271492  
TEST IS SCALED FROM IESNA LM-79-08 TEST DATA (P29761)  
Test Lab: INNOVATION CENTER-P2  
Issue Date: 3/3/2020  
Manufacturer: COOPER LIGHTING SOLUTIONS (FORMERLY EATON)  
Product Line: MCGRAW-EDISON  
Catalog Number: ISS-AF-350-LED-E1-SL2-7027  
Description: IMPACT ELITE LED QUATER SPHERE LUMINAIRE  
LIGHT SQUARE WITH ACCULED OPTICS-TYPE II W/SPILL CONTROL  
Light Source: (16) 2700K CCT, 70 CRI LEDs  
Ballast/Driver: ELECTRONIC DRIVER

**Summary**

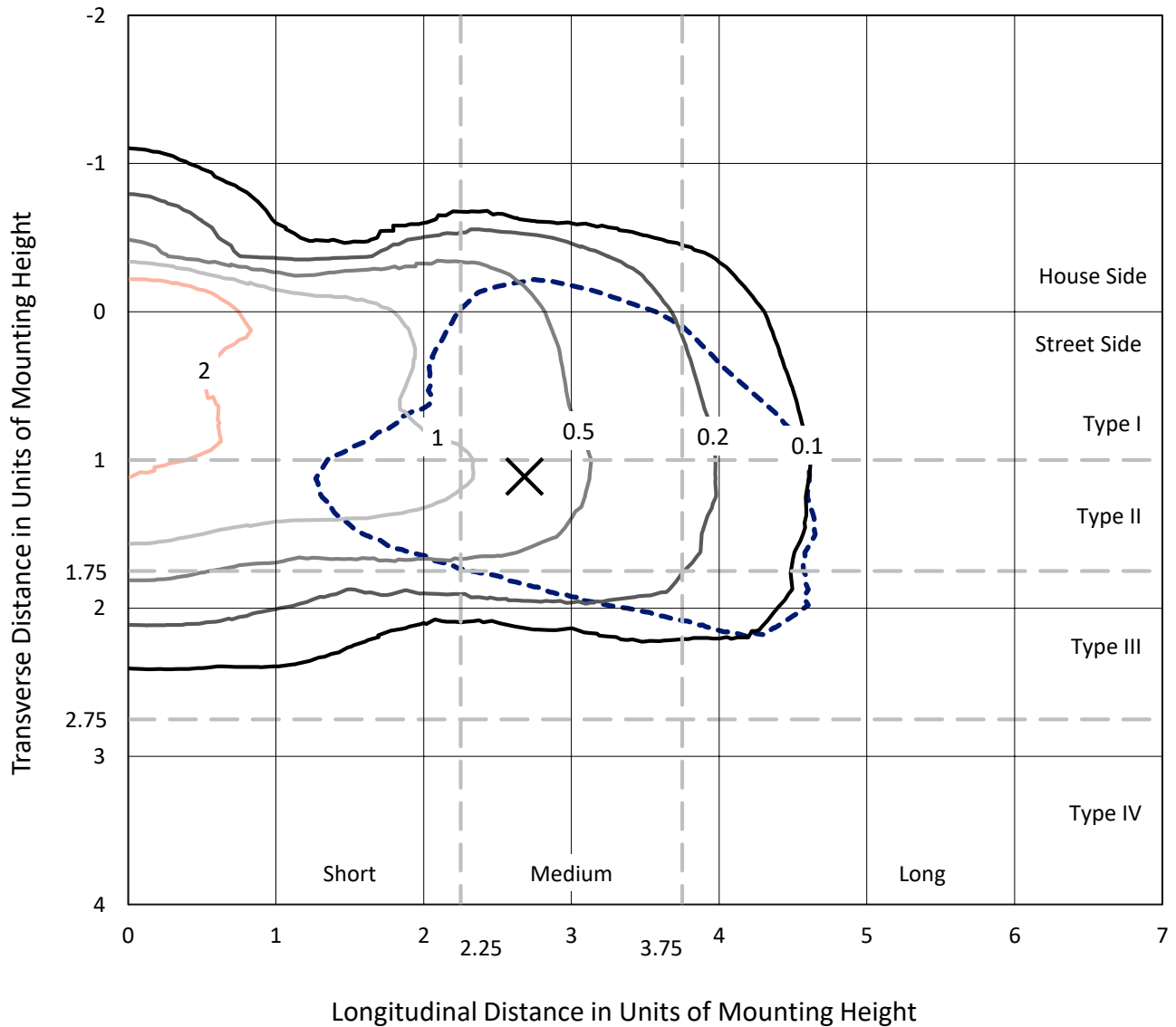
Lumens per Lamp: N/A  
Luminaire Lumens: 1961 lumens  
Efficiency: N/A  
Efficacy: 97.6 lumens/watt  
Luminous Opening: Rectangular (W 0.5' x L: 0.5' x H: 0')  
IES Classification: Type III - Medium - Non-Cutoff  
BUG Rating: B1 - U0 - G1  
  
Input Watts (W): 20.09  
Input Voltage (V): 120  
Input Current (Ain): NR  
Voltage Rise (V): NR  
Power Factor: NR  
Total Harmonic Distortion (THDi): NR  
Frequency (hertz): 60  
Stabilization Time: NR  
Operation Time: NR  
Ambient Temperature (°C): NR  
Test Distance: 25 FT



REPORT NUMBER: P271492  
 CATALOG NUMBER: ISS-AF-350-LED-E1-SL2-7027

### Iso-Footcandle Lines of Horizontal Illumination

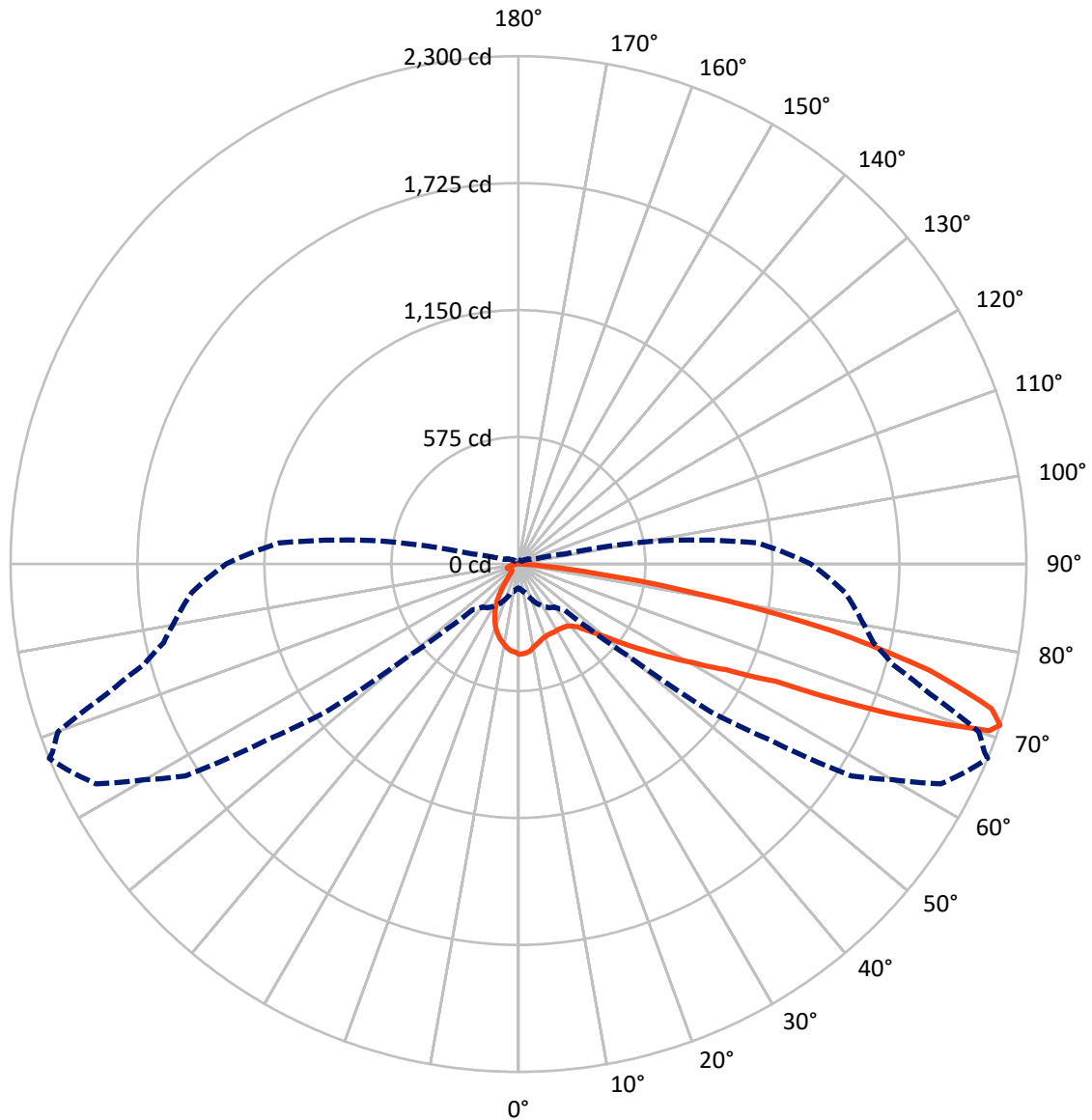
× Max cd  
 - - - 1/2 Max cd



Based on 10 foot mounting height. Maximum calculated value = 4.1 fc  
 Type III - Medium - Non-Cutoff

REPORT NUMBER: P271492  
CATALOG NUMBER: ISS-AF-350-LED-E1-SL2-7027

### Luminous Intensity Polar Plot



— Vertical Plane Through 67.5-Deg Lateral    - - - Horizontal Cone Through 71-Deg Vertical

REPORT NUMBER: P271492

CATALOG NUMBER: ISS-AF-350-LED-E1-SL2-7027

**FLUX DISTRIBUTION:**

		Downward	Upward	Total
<b>House Side</b>	Lumens	330.5	0.0	330.5
	% Fixture	16.9	0.0	16.9
<b>Street Side</b>	Lumens	1630.6	0.0	1630.6
	% Fixture	83.1	0.0	83.1
<b>Total</b>	Lumens	1961.0	0.0	1961.0
	% Fixture	100.0	0.0	100.0

**Coefficient of Utilization**

**ZONAL LUMENS:**

Zone	Lumens	% Fixture
0°-10°	35.7	1.8
10°-20°	85.3	4.4
20°-30°	116.0	5.9
30°-40°	158.6	8.1
40°-50°	238.9	12.2
50°-60°	378.6	19.3
60°-70°	501.3	25.6
70°-80°	399.3	20.4
80°-90°	47.3	2.4
90°-100°	0.0	0.0
100°-110°	0.0	0.0
110°-120°	0.0	0.0
120°-130°	0.0	0.0
130°-140°	0.0	0.0
140°-150°	0.0	0.0
150°-160°	0.0	0.0
160°-170°	0.0	0.0
170°-180°	0.0	0.0
0°-90°	1961.0	100.0
0°-180°	1961.0	100.0



REPORT NUMBER: P271492

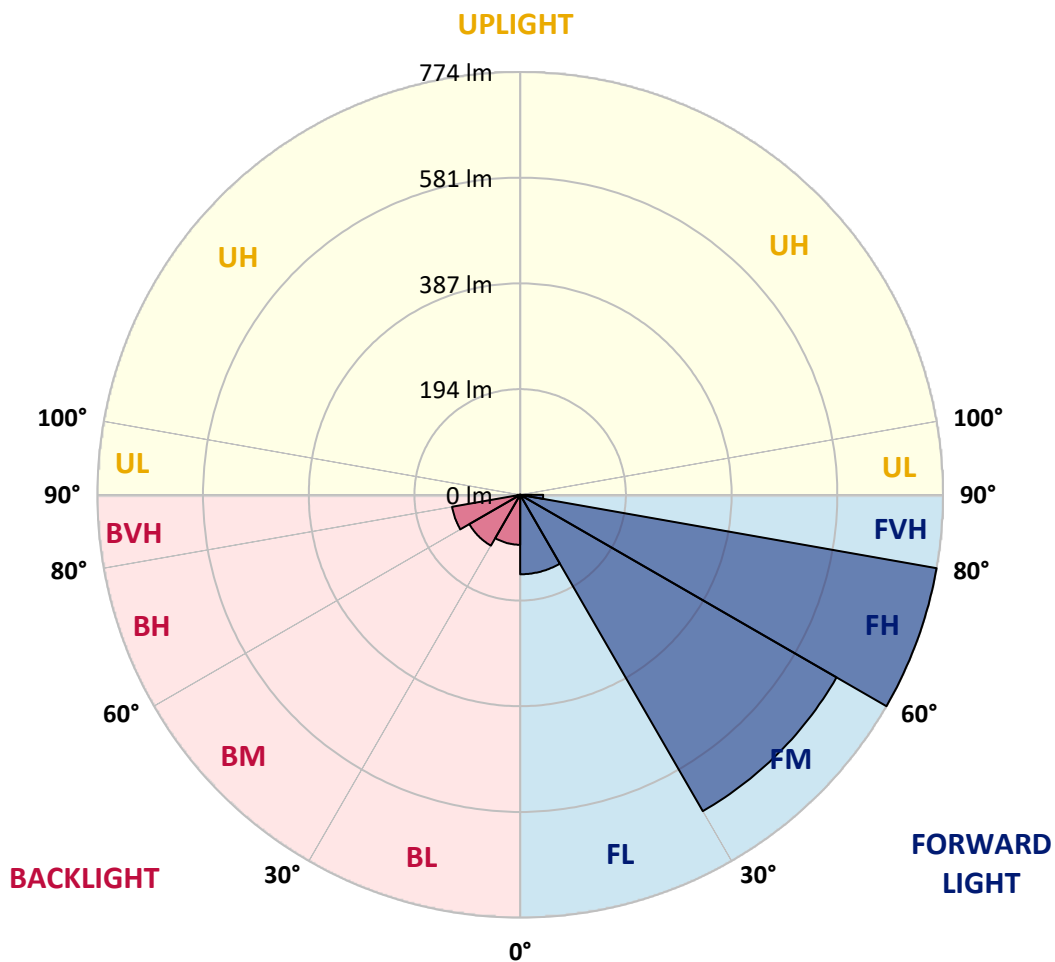
CATALOG NUMBER: ISS-AF-350-LED-E1-SL2-7027

**LUMINAIRE CLASSIFICATION SYSTEM LUMEN TABLE AND BUG RATING:**

Zone	Lumens	% Fixture	Zone Rating/Lumen Limit		
			B	U	G
FL (0°-30°)	145.5	7.4			
FM (30°-60°)	668.7	34.1			
FH (60°-80°)	774.1	39.5			G1/1800
FVH (80°-90°)	42.2	2.2			G1/100
BL (0°-30°)	91.5	4.7	B0/110		
BM (30°-60°)	107.4	5.5	B0/220		
BH (60°-80°)	126.5	6.4	B1/500		G1/500
BVH (80°-90°)	5.1	0.3			G0/10
UL (90°-100°)	0.0	0.0		U0/0	
UH (100°-180°)	0.0	0.0		U0/0	

**BUG Rating: B1-U0-G1**

Type III Medium





REPORT NUMBER: P271492

CATALOG NUMBER: ISS-AF-350-LED-E1-SL2-7027

**CANDELA DISTRIBUTION (FULL):**

	0°	5°	15°	25°	35°	37.5°	40°	42.5°	45°	47.5°	50°
0°	408.7	408.7	408.7	408.7	408.7	408.7	408.7	408.7	408.7	408.7	408.7
2.5°	401.1	399.7	399.7	401.8	405.2	402.5	404.6	404.6	405.2	407.3	408.0
5°	371.7	368.9	371.7	374.4	382.0	380.6	382.7	384.7	388.8	389.4	395.0
7.5°	344.9	343.6	345.7	351.1	360.7	358.1	360.7	363.5	368.2	370.3	375.9
10°	324.5	322.4	325.2	329.3	338.8	338.1	339.5	343.0	348.5	349.8	356.6
12.5°	309.4	309.4	310.7	316.2	324.5	323.7	327.9	329.9	334.7	336.1	343.6
15°	301.9	299.9	302.5	307.3	315.6	315.6	318.3	320.3	327.3	327.9	334.7
17.5°	295.0	295.7	296.4	301.9	309.4	308.0	311.4	312.8	320.3	319.0	327.3
20°	295.0	296.4	295.7	299.1	304.6	301.9	306.0	306.6	314.9	312.8	321.8
22.5°	303.3	304.6	302.5	301.9	304.0	301.9	304.0	305.2	311.4	310.1	318.3
25°	317.6	320.3	317.6	312.8	310.7	305.2	306.6	308.7	313.5	310.1	317.6
27.5°	340.2	342.3	337.4	332.6	323.1	316.9	314.9	314.1	319.7	314.1	320.3
30°	366.1	368.9	364.8	356.0	342.3	331.9	327.9	325.8	329.3	321.1	327.3
32.5°	394.3	397.1	394.3	387.3	368.9	353.9	348.5	343.6	346.4	335.3	338.1
35°	423.0	425.8	428.5	424.4	400.5	383.4	374.4	370.3	369.7	356.0	356.6
37.5°	448.3	451.1	460.0	464.2	442.1	418.9	410.7	401.8	402.5	383.4	383.4
40°	479.2	482.6	494.2	503.8	489.5	461.4	451.8	442.1	442.1	416.8	417.5
42.5°	520.8	525.0	532.5	545.5	540.8	512.0	501.7	488.8	490.1	460.0	459.3
45°	579.8	582.6	582.6	590.7	591.4	564.0	557.2	544.1	546.9	508.6	510.7
47.5°	656.4	653.0	639.3	644.2	649.7	620.9	614.7	606.4	609.9	568.9	572.8
50°	727.6	724.9	696.8	698.3	718.0	688.6	686.6	676.3	681.1	640.0	646.2
52.5°	754.4	749.5	721.5	736.5	791.9	775.6	779.0	774.2	776.9	733.1	731.7
55°	724.2	724.2	707.1	734.5	847.4	856.4	884.4	895.3	907.0	863.1	853.6
57.5°	640.7	646.2	648.9	697.5	838.5	876.8	930.3	976.7	1036.4	1033.6	1048.1
60°	502.4	512.0	527.8	607.2	800.2	863.1	932.4	1002.1	1084.3	1137.0	1215.0
62.5°	352.6	360.7	373.8	428.5	688.6	796.8	896.7	1004.1	1108.9	1191.7	1294.4
65°	239.6	247.8	275.2	305.2	415.5	572.8	725.7	903.5	1063.1	1217.0	1355.4
67.5°	172.5	177.2	198.5	249.2	276.6	305.2	362.1	571.5	768.1	1078.1	1280.1
70°	129.4	134.2	153.3	209.5	243.0	250.5	264.2	301.2	351.1	605.7	870.6
71°	108.2	115.1	138.2	197.2	241.6	247.8	254.0	275.9	292.3	428.5	646.2
72.5°	76.0	80.8	102.7	182.1	232.0	246.4	260.8	260.1	258.7	292.3	390.9
75°	48.6	48.6	48.6	102.7	247.8	238.9	244.4	273.8	258.7	245.8	257.4
77.5°	38.4	37.7	35.7	51.3	193.8	242.4	256.6	264.2	278.7	256.6	245.1
80°	28.7	28.0	28.0	32.2	89.7	156.8	217.0	240.9	251.3	273.2	249.2
82.5°	15.0	15.0	16.3	19.1	33.6	54.8	112.3	184.8	206.7	208.0	210.1
85°	4.9	4.1	5.5	8.9	14.4	17.8	31.5	74.6	110.9	134.2	141.8
87.5°	0.0	0.0	0.0	0.0	0.0	0.0	0.0	2.1	2.8	4.9	6.2
90°	0.0	0.0	0.0	0.0	0.0	0.0	0.0	0.0	0.0	0.0	0.0



REPORT NUMBER: P271492

CATALOG NUMBER: ISS-AF-350-LED-E1-SL2-7027

**CANDELA DISTRIBUTION (continued):**

	52.5°	55°	57.5°	60°	62.5°	65°	67.5°	68°	70°	72.5°	75°
0°	408.7	408.7	408.7	408.7	408.7	408.7	408.7	408.7	408.7	408.7	408.7
2.5°	405.9	408.7	406.7	409.4	405.9	410.1	406.7	408.7	409.4	406.7	410.1
5°	391.5	399.7	397.1	403.2	400.5	405.9	403.2	408.7	408.7	406.7	411.3
7.5°	373.8	382.0	382.7	388.8	388.8	395.6	395.6	401.1	403.9	403.9	410.7
10°	356.0	363.5	364.8	371.7	373.1	381.3	381.3	388.8	394.3	396.3	404.6
12.5°	342.3	351.9	351.9	359.3	358.1	370.3	371.7	378.5	384.0	388.8	399.7
15°	334.0	343.0	343.0	350.5	349.1	361.4	363.5	370.3	378.5	381.3	396.3
17.5°	325.8	334.7	332.6	343.0	342.3	356.0	354.7	364.8	371.7	375.9	392.9
20°	319.0	329.3	327.9	338.1	335.3	350.5	350.5	360.7	367.6	371.0	390.9
22.5°	315.6	326.5	323.7	334.0	331.9	347.0	347.0	357.3	364.8	370.3	390.1
25°	315.6	325.2	322.4	334.0	330.7	347.0	346.4	356.6	364.2	368.9	390.9
27.5°	316.9	326.5	324.5	335.3	332.6	347.0	348.5	357.3	364.8	370.3	392.2
30°	321.8	330.7	325.8	336.1	334.0	347.7	347.0	356.6	364.2	371.0	392.2
32.5°	331.9	336.8	330.7	339.5	335.3	349.1	349.1	356.0	364.8	373.1	392.2
35°	346.4	349.8	340.2	346.4	338.8	352.6	351.9	359.3	366.1	373.1	393.5
37.5°	366.9	371.0	356.0	361.4	349.1	360.0	357.3	366.1	373.1	377.2	400.5
40°	397.7	399.0	379.3	383.4	366.1	375.9	368.9	381.3	384.7	387.3	410.7
42.5°	435.4	436.8	411.3	414.1	392.2	400.5	388.8	401.8	406.7	405.9	431.3
45°	481.9	482.6	453.8	455.9	430.6	437.5	423.0	434.0	437.5	435.4	461.4
47.5°	532.5	538.1	505.8	508.6	481.9	485.4	467.5	479.9	479.9	477.8	504.5
50°	599.6	607.8	570.2	574.3	543.6	546.2	525.7	538.7	537.4	531.9	562.0
52.5°	683.1	690.7	650.9	656.4	623.5	625.0	599.6	614.7	610.6	601.7	636.6
55°	785.1	785.7	748.8	753.7	720.8	718.7	687.2	705.7	699.6	687.2	719.5
57.5°	948.7	928.8	867.9	866.5	831.0	828.2	787.8	810.5	800.2	774.2	816.6
60°	1212.3	1218.4	1063.1	1039.1	972.7	960.4	907.0	933.0	920.7	878.3	920.0
62.5°	1360.8	1458.7	1449.1	1362.9	1191.7	1145.2	1054.8	1085.6	1053.4	991.2	1030.2
65°	1471.1	1603.8	1680.5	1763.4	1686.6	1496.4	1282.8	1325.9	1247.2	1128.7	1166.4
67.5°	1512.0	1672.3	1833.8	1951.5	2031.6	2046.0	1798.9	1810.5	1616.8	1380.0	1384.7
70°	1297.2	1533.2	1849.5	1998.8	2157.5	2235.6	2261.7	2249.3	2124.0	1788.6	1660.6
71°	1099.3	1385.5	1786.5	1952.8	2156.2	2231.5	2299.9	2276.7	2218.5	1950.8	1754.4
72.5°	744.8	1104.1	1602.5	1813.3	2084.2	2139.0	2241.8	2200.7	2188.5	2072.0	1842.1
75°	350.5	550.3	1042.6	1361.5	1764.0	1816.7	1924.1	1873.4	1841.3	1881.1	1752.3
77.5°	258.0	300.6	572.2	846.0	1282.8	1357.4	1449.8	1387.5	1346.4	1386.2	1296.4
80°	234.7	236.2	296.4	446.3	765.3	809.7	844.7	794.0	731.7	729.1	646.2
82.5°	216.3	204.6	192.3	236.2	392.2	373.1	344.9	319.7	248.5	199.2	143.8
85°	137.6	150.6	136.9	129.4	156.0	128.6	102.0	97.8	69.1	46.5	43.1
87.5°	9.6	11.0	13.0	15.0	18.4	15.0	9.6	11.7	6.8	0.0	3.4
90°	0.0	0.0	0.0	0.0	0.0	0.0	0.0	0.0	0.0	0.0	0.0





REPORT NUMBER: P271492

CATALOG NUMBER: ISS-AF-350-LED-E1-SL2-7027

**CANDELA DISTRIBUTION (continued):**

	77.5°	80°	85°	90°	95°	100°	102.5°	105°	107.5°	110°	112.5°
0°	408.7	408.7	408.7	408.7	408.7	408.7	408.7	408.7	408.7	408.7	408.7
2.5°	405.2	408.7	410.1	409.4	408.0	406.7	401.8	405.2	400.5	403.9	399.7
5°	407.3	412.1	412.7	411.3	410.1	407.3	399.0	403.9	398.4	401.1	395.0
7.5°	406.7	414.1	414.7	413.4	410.7	405.9	397.7	401.1	392.2	394.3	386.0
10°	403.2	414.1	414.7	411.3	407.3	399.7	390.1	391.5	382.7	382.7	371.7
12.5°	399.7	412.7	416.2	411.3	404.6	394.3	383.4	382.0	371.7	371.0	358.6
15°	399.7	414.1	418.9	412.7	402.5	388.1	375.1	372.3	360.7	357.3	343.6
17.5°	399.0	414.1	420.9	412.7	400.5	382.0	365.5	362.7	347.7	342.3	326.5
20°	398.4	415.5	422.3	411.3	394.3	374.4	356.0	350.5	334.0	325.2	306.6
22.5°	397.7	418.3	423.7	410.1	390.1	364.8	345.7	336.1	316.9	305.2	283.3
25°	401.1	421.7	424.4	408.7	384.0	354.7	334.0	321.1	299.9	284.8	258.7
27.5°	402.5	425.1	425.8	405.9	376.5	343.6	321.8	304.0	279.9	261.5	232.0
30°	406.7	425.8	423.7	400.5	367.6	329.9	307.3	285.4	258.7	234.7	199.9
32.5°	408.0	427.9	422.3	394.3	358.6	316.2	290.9	265.6	233.4	205.4	163.0
35°	410.7	429.2	420.9	390.9	349.1	301.9	273.8	245.1	208.0	172.5	123.9
37.5°	414.7	435.4	424.4	389.4	344.3	289.5	254.6	223.9	178.0	136.3	82.1
40°	425.1	447.6	430.6	391.5	340.9	279.2	236.2	201.8	143.8	100.6	56.9
42.5°	445.6	468.8	446.3	401.8	343.0	270.4	217.0	178.7	108.9	71.9	47.3
45°	476.4	496.2	472.3	418.9	351.1	265.6	199.2	154.7	78.1	57.5	43.1
47.5°	521.6	540.8	510.7	446.3	365.5	263.6	180.6	129.4	60.3	52.0	41.7
50°	581.1	603.8	566.1	489.5	392.2	265.6	160.9	105.4	52.7	50.7	41.1
52.5°	654.3	676.3	638.7	553.1	436.0	277.3	139.7	91.8	49.9	49.9	40.3
55°	737.1	768.1	731.0	641.4	503.8	302.5	126.6	87.0	49.9	50.7	39.7
57.5°	835.2	861.1	828.2	726.3	585.2	344.3	128.0	91.8	49.9	50.7	39.1
60°	930.9	963.2	925.4	834.4	678.3	407.3	156.0	116.4	52.0	52.7	39.1
62.5°	1030.9	1055.5	1024.7	928.8	783.7	485.4	212.2	168.4	60.3	62.3	41.7
65°	1140.4	1180.8	1148.7	1069.9	933.0	609.9	319.0	252.5	89.0	72.5	45.8
67.5°	1330.0	1346.4	1330.7	1258.9	1107.5	712.5	379.9	256.6	89.0	70.4	51.3
70°	1586.7	1549.8	1479.1	1345.0	1126.0	639.3	272.5	156.8	76.0	67.0	54.1
71°	1646.2	1589.4	1485.3	1323.8	1087.7	577.0	211.6	123.9	71.1	65.8	54.1
72.5°	1682.5	1597.6	1440.3	1261.5	1012.4	454.5	139.7	97.2	65.0	62.3	52.0
75°	1635.3	1478.5	1271.8	1091.8	829.0	236.2	87.7	73.9	55.4	54.1	45.2
77.5°	1298.5	1160.9	938.5	793.3	533.2	104.7	63.0	56.1	43.7	42.4	34.9
80°	605.7	486.1	284.8	244.4	167.7	61.6	43.1	38.4	31.5	30.1	24.6
82.5°	110.2	82.8	64.4	62.3	56.1	36.3	25.3	23.3	19.9	19.1	15.7
85°	37.7	36.3	27.4	27.4	28.0	19.1	14.4	13.7	10.3	10.3	6.8
87.5°	0.7	3.4	3.4	4.9	4.1	3.4	1.3	2.1	0.7	2.1	0.0
90°	0.0	0.0	0.0	0.0	0.0	0.0	0.0	0.0	0.0	0.0	0.0



REPORT NUMBER: P271492

CATALOG NUMBER: ISS-AF-350-LED-E1-SL2-7027

**CANDELA DISTRIBUTION (continued):**

	115°	117.5°	120°	122.5°	125°	127.5°	130°	135°	145°	155°	165°
0°	408.7	408.7	408.7	408.7	408.7	408.7	408.7	408.7	408.7	408.7	408.7
2.5°	403.2	397.7	402.5	397.7	400.5	395.0	398.4	396.3	396.3	394.3	392.9
5°	397.1	390.1	393.5	388.1	390.9	382.7	384.7	381.3	374.4	370.3	364.8
7.5°	388.1	377.8	380.6	372.3	374.4	363.5	365.5	359.3	346.4	338.1	329.9
10°	372.3	362.7	363.5	353.2	352.6	341.5	339.5	331.4	312.1	298.5	287.5
12.5°	356.6	345.7	344.3	331.9	329.9	316.9	314.1	301.2	273.2	246.4	229.2
15°	340.2	326.5	322.4	309.4	301.9	290.9	283.3	264.2	223.9	188.9	166.4
17.5°	321.8	304.0	297.8	282.7	271.7	255.3	244.4	218.4	166.4	128.6	113.0
20°	297.8	278.7	267.7	248.5	234.1	214.2	200.5	167.1	110.9	91.8	89.7
22.5°	271.1	248.5	234.7	210.8	193.0	171.8	149.8	113.0	78.7	74.6	77.3
25°	243.0	215.0	197.2	167.7	143.8	119.1	98.5	75.3	64.4	63.7	67.7
27.5°	209.5	177.2	151.9	117.0	95.1	76.0	67.0	59.6	54.8	55.4	59.6
30°	172.5	130.7	104.0	73.2	63.7	55.4	54.1	51.3	49.2	50.7	53.4
32.5°	128.6	83.5	67.0	52.7	52.0	47.3	48.6	47.3	46.5	47.3	49.2
35°	87.0	55.4	52.7	45.2	46.5	43.1	45.2	44.5	43.7	43.7	45.2
37.5°	60.3	45.8	47.3	41.7	43.7	41.1	43.1	42.4	41.7	41.1	41.7
40°	49.9	41.7	43.7	39.7	41.7	39.1	41.1	40.3	39.7	38.4	38.4
42.5°	45.8	39.7	41.7	37.7	40.3	37.0	39.7	38.4	37.0	35.7	36.3
45°	44.5	38.4	40.3	36.3	39.1	35.7	37.7	37.0	34.2	33.6	34.2
47.5°	43.1	37.7	39.7	35.7	37.7	34.2	36.3	34.9	32.2	31.5	32.2
50°	42.4	36.3	38.4	34.2	36.3	33.6	34.9	33.6	30.8	30.1	30.1
52.5°	41.7	35.7	37.7	32.9	34.9	30.8	32.9	31.5	28.7	28.0	28.0
55°	41.7	34.9	36.3	31.5	33.6	29.5	30.8	29.5	28.0	26.7	26.7
57.5°	41.1	33.6	35.7	30.1	31.5	28.0	29.5	28.0	26.1	25.3	25.3
60°	41.1	32.9	34.9	29.5	30.8	26.7	28.0	26.7	24.6	24.0	24.0
62.5°	43.1	34.2	35.7	30.1	30.8	26.7	27.4	25.3	23.3	23.3	22.5
65°	47.3	38.4	38.4	31.5	31.5	26.7	27.4	24.6	21.9	21.9	21.9
67.5°	51.3	42.4	41.7	33.6	32.9	26.7	26.7	23.3	20.5	20.5	20.5
70°	54.1	44.5	43.1	34.2	32.9	26.1	25.3	21.9	19.1	19.1	19.1
71°	53.4	44.5	42.4	33.6	31.5	24.6	24.6	21.2	18.4	18.4	17.8
72.5°	50.7	41.7	39.7	31.5	30.1	23.3	23.3	19.9	17.1	17.1	16.3
75°	43.1	35.7	33.6	26.7	25.3	20.5	19.9	16.3	15.0	14.4	14.4
77.5°	33.6	28.0	26.1	21.2	20.5	16.3	15.7	13.7	12.4	12.4	11.7
80°	24.0	19.9	18.4	14.4	13.0	11.0	11.7	10.3	9.6	9.6	8.9
82.5°	14.4	10.3	10.3	8.3	8.9	6.8	7.5	7.5	6.8	5.5	5.5
85°	7.5	4.9	6.2	3.4	4.9	2.1	3.4	2.8	2.8	2.1	2.1
87.5°	1.3	0.0	0.7	0.0	0.7	0.0	0.0	0.0	0.0	0.0	0.0
90°	0.0	0.0	0.0	0.0	0.0	0.0	0.0	0.0	0.0	0.0	0.0

REPORT NUMBER: P271492

CATALOG NUMBER: ISS-AF-350-LED-E1-SL2-7027

**CANDELA DISTRIBUTION (continued):**

	175°	180°
0°	408.7	408.7
2.5°	388.8	389.4
5°	362.1	363.5
7.5°	323.7	325.8
10°	277.9	279.2
12.5°	219.1	219.1
15°	153.3	154.7
17.5°	107.4	108.2
20°	90.4	91.1
22.5°	80.8	81.5
25°	71.9	72.5
27.5°	62.3	63.0
30°	56.1	56.9
32.5°	50.7	51.3
35°	45.8	45.8
37.5°	42.4	42.4
40°	39.1	39.1
42.5°	37.0	37.0
45°	34.9	34.9
47.5°	32.9	32.9
50°	30.8	31.5
52.5°	28.7	28.7
55°	26.7	26.7
57.5°	24.6	25.3
60°	23.3	23.3
62.5°	21.9	21.9
65°	21.2	21.2
67.5°	19.9	19.9
70°	18.4	18.4
71°	17.8	17.8
72.5°	16.3	16.3
75°	14.4	13.7
77.5°	11.7	11.7
80°	8.9	8.3
82.5°	5.5	4.9
85°	2.1	1.3
87.5°	0.0	0.0
90°	0.0	0.0

(END OF REPORT)